



*the*  
**radiant<sup>®</sup>**  
*collection*

# Dimmers & Switches



## TURN ON PEACE OF MIND.

A selection of designer dimmers and switches from the radiant® Collection are now available with Microban® antimicrobial\* protection, helping to guard against odor, stains and deterioration for **99.9% cleaner** and more durable devices.

- Helps prevent the growth of microorganisms and damaging bacteria at the cellular level
- Offers continuous protection for the entire lifetime of the product
- Preserves the elevated style of radiant® devices with invisible protection that's smooth to the touch

LEARN MORE AT [LEGRAND.US/MICROBAN](https://www.legrand.us/microban)

\*No antimicrobial efficacy claims are being made or are valid with respect to products sold in Canada.



### TRU-UNIVERSAL DIMMER | RH703PTUW

This dimmer self-calibrates to work with virtually any 120V dimmable bulb or fixture (excludes 0-10V). **Also available with Microban® product protection: RH703PTUWAMCC4**

### LED/CFL DIMMER | RHCL453PW

Turn lights on/off or adjust light levels. For use with most dimmable compact fluorescent or LED bulbs or fixtures (excludes 0-10V). **Also available with Microban® product protection: RHCL453PWAMCC4**

### 0-10V LED/FLUORESCENT DIMMER | RH4FBL3PW

Control dimmable low-voltage fluorescent or LED bulbs or fixtures with efficiency and ease.



**SINGLE POLE/3-WAY OCCUPANCY SENSOR | RRW600UTC**  
Automatically turns lights on when someone enters the room and shuts lights off when it's empty.

**SINGLE-POLE SWITCH WITH LOCATOR LIGHT | TM870WSL**  
Conveniently locate your switch in the dark with the small, subtle locator light that illuminates when switched off.

**WAVE@SWITCH | RSWV203**  
Go germ-free. Turn lights on/off with a wave.

# Outlets



**TAMPER-RESISTANT OUTLET | 885TRW**  
Discreetly prevents insertion of foreign objects with patented “invisi-shutters.”

**TAMPER-RESISTANT SELF-TEST GFCI OUTLET | 1597TRW**  
Self-tests at the industry-leading rate of every 3 seconds to offer superior ground-fault protection.

**TAMPER-RESISTANT SELF-TEST GFCI USB TYPE-A/OUTLET | 1597TRUSBACW**  
Combines superior ground-fault protection and convenient built-in charging in a single outlet.




**SINGLE POLE/3-WAY SWITCH/TAMPER-RESISTANT OUTLET COMBINATION | RCD38TRW**  
Fit two devices neatly into the footprint of one with this combination single-pole/3-way switch and tamper-resistant outlet.

**WEATHER-RESISTANT OUTLET | 885TRWRW**  
Perfect for a home's outdoor spaces, this outlet is made to work, rain or shine.



# USB Charging Solutions



**WIRELESS CHARGER | RWC826USBWCCV2**  
Instantly provides a revolutionary new way to charge your phone using Qi charging technology and cuts the cord for your devices — finally, they are truly wireless.

**TAMPER-RESISTANT ULTRA-FAST PLUS POWER DELIVERY USB TYPE-C/OUTLET | R26USBPBW**  
Combines our industry-leading 6 amps of power with advanced Power Delivery for a charge that is up to 2x faster.



**TAMPER-RESISTANT ULTRA-FAST USB TYPE-A/OUTLET | R26USBAC6W**  
With an industry-leading 6 amps of power, this USB outlet provides a quicker charge for phones, tablets and other devices, meaning no more low battery anxiety.

**QUAD USB CHARGER | TM8USB4WCC6**  
With 4.2 amps of charging capacity, the quad USB gives users the power to charge up to four devices simultaneously without the need for bulky adapters.

# Night Lights




**FULL LED NIGHT LIGHT | NTLFULLW**  
Energy-efficient soft-glowLED features five adjustable brightness levels and optional louver for greater control.  
Shown with included optional louver.




**NIGHT LIGHT WITH TAMPER-RESISTANT OUTLET | NTL885TRW**  
This seamlessly integrated night light features five adjustable brightness levels, an optional louver for greater light control and a hidden sensor that turns light on in the dark, off in daylight.

**COMBINATION TAMPER-RESISTANT SELF-TEST NIGHT LIGHT/GFCI | 1597NTLTRW**  
For superior safety, this outlet offers all the protection of tamper-resistance and GFCI functionality, with an included night light for added convenience.

# Smart Lighting




radiant<sup>®</sup> WITH Netatmo



**SMART GATEWAY WITH NETATMO | WNRH1WH**  
Start here to create a robust, dedicated network for advanced smart control throughout an entire home. Required for all “with Netatmo” smart lighting solutions.

**SMART SWITCH WITH NETATMO | WNRL10WH**  
Get advanced control of your lights from any smart device, from anywhere. Optimized for whole home use. Requires Smart Gateway. Plug-in version also available.

**SMART TRU-UNIVERSAL DIMMER WITH NETATMO | WNRL50WH**  
This dimmer self-calibrates to work with virtually any 120V dimmable bulb or fixture (excludes 0-10V). Plug-in version also available.

















**SMART OUTLET WITH NETATMO | WNRR15WH**  
Get advanced control of power from any smart device, from anywhere. One outlet is app-controlled, the other is always on. Requires Smart Gateway. 15A and 20A versions available.

**WIRELESS SMART DIMMER WITH NETATMO | WNRL63WH**  
Add to any wall or surface for easy 3-way dimming control. Battery-operated; no wiring required. Switch also available.






**WIRELESS SMART SCENE CONTROLLER WITH NETATMO | WNRCB40WH**  
Add to any wall or surface for one-tap control of four lighting scenes. Battery-operated; no wiring required.

Dimmers

Conveniently conserve energy and create the perfect mood by adjusting dimmer light levels with a single slide.









NAME	PART NUMBER	DESCRIPTION	COLOR/FINISH	RATING	COMPATIBLE LOADS	COMPLIANCE
 Incandescent Single-Pole/3-Way Dimmer	RH1103PTC RH1103PW	Single-pole/3-way.  Features interchangeable faceplates.	Tri-Color* White	120V, 1100W INC/HAL	1100W	 , RoHS
	RH703PDBCCV4 RH703PNICCV4 RH703PTC RH703PW		Dark Bronze Nickel Tri-Color* White	120V, 700W INC/HAL	700W	 , RoHS
 0-10V LED/Fluorescent Dimmer	RH4FBL3PTC RH4FBL3PW	Single-pole/3-way.  Features interchangeable faceplates.	Tri-Color* White	120/277V (0-10V dimming only) 120V 10A / 277V 5A LED/FL		 , RoHS
 Tru-Universal Single-Pole/3-Way Dimmer	RH703PTUTC RH703PTUW	Self-calibrates to work with virtually any 120V dimmable bulb or fixture (excludes 0-10V). Single-pole/3-way. Features interchangeable faceplates.	Tri-Color* White	120V, 450W LED/CFL; 700W INC/HAL; 500VA MLV; 700W ELV; 5.5A EFL	Incandescent, Halogen & ELV: 700W MLV: 500VA LED/CFL: 450W EFL: 5.5A	 , RoHS
	RH703PTUWAMCC4	A self-calibrating dimmer to work with virtually any 120V dimmable bulb or fixture (excludes 0-10V) also featuring built-in, lasting Microban® antimicrobial* protection for a cleaner, more durable device.	White			
 LED/CFL Dimmer (Not intended for electronic low voltage loads)	RHCL453PDBCCV4 RHCL453PGCCV4 RHCL453PNICCV4 RHCL453PTC RHCL453PW	Single-pole/3-way.  Features interchangeable faceplates.	Dark Bronze Graphite Nickel Tri-Color* White	120V, 450W LED/CFL; 700W INC/HAL	450W CFL/LED; 700W Incandescent	 , RoHS
	RHCL453PWAMCC4	A single-pole/3-way dimmer (not intended for use with electronic low voltage loads) featuring built-in, lasting Microban® antimicrobial* protection for a cleaner, more durable device.	White			
 Magnetic Low-Voltage Single-Pole/3-Way Dimmer	RHLV1103PTC RHLV1103PW	Single-pole/3-way.  Features interchangeable faceplates.	Tri-Color* White	120V, 1100VA MLV	1100W	 , RoHS
	RHLV703PTC RHLV703PW		Tri-Color* White	120V, 700VA MLV	700W	 , RoHS
 2-Wire Fluorescent Dimmer	RHFB83PTC RHFB83PW	Single-pole/3-way. Features interchangeable faceplates.	Tri-Color* White	120V, 8A EFL		 , RoHS

Note: Wall plates sold separately. Tri-color includes: White, Light Almond and Ivory. Bi-Color includes: Nickel & Dark Bronze  
Due to manufacturer variations and modifications, we are unable to ensure indefinite dimming compatibility with any bulb or fixture.  
\*No antimicrobial efficacy claims are being made or are valid with respect to products sold in Canada.

NAME	PART NUMBER	DESCRIPTION	COLOR/FINISH	RATING	COMPATIBLE LOADS	COMPLIANCE
 LED/CFL Dimmer, SSL 7A-Compliant	RHL743PTC RHL743PW	Single-Pole/3-Way.	Tri-Color* White	120V 450 LED/CFL; 700W INC/HAL		 , RoHS
	RHL373PTC RHL373PW	2-Wire. Single-Pole/3-Way.	Tri-Color* White	120V 250W LED/ CFL; 300W INC/HAL		
 Interchangeable Face Cover	RHKIT RHKITBK RHKITDB RHKITGRY RHKITI RHKITLA RHKITNI RHKITW RHKITGPCCV6	Features interchangeable faceplates.	Brown Black Dark Bronze Gray Ivory Light Almond Nickel White Graphite		Usable with all dimmers on pages 64 and 65.	 , RoHS
 Dimmer Bypass Module	DIMBPASS	This device is an adapter that can be installed at the dimmer or at the load that fixes most LED light anomalies such as flicker and ghosting.	Black	120V, 60Hz 0.1Amps		








Multi-Location Dimmers

Conveniently conserve energy and create the perfect mood by adjusting dimmer light levels with a single slide.

NAME	PART NUMBER	DESCRIPTION	COLOR/FINISH	RATING	COMPATIBLE LOADS	COMPLIANCE
 Multi-Location Master Dimmer	HCL453PMMTC HCL453PMMW	Features interchangeable faceplates.	Tri-Color* White	120V, 450W LED/ CFL; 700W INC/HAL; 700VAMLV	700W Incandescent	 , RoHS
 Interchangeable Face Cover for Multi-Location Master Dimmer	HMKIT HMKITBK HMKITDB HMKITGRY HMKITI HMKITLA HMKITNI HMKITW	Features interchangeable faceplates.	Brown Black Dark Bronze Gray Ivory Light Almond Nickel White			 , RoHS
 Multi-Location Remote Dimmer	HMRTC HMRW	Features interchangeable faceplates.	Tri-Color* White	120V, 60Hz		 , RoHS
 Interchangeable Face Cover for Multi-Location Remote Dimmer	HMRKIT HMRKITBK HMRKITDB HMRKITGRY HMRKITI HMRKITLA HMRKITNI HMRKITW	Features interchangeable faceplates.	Brown Black Dark Bronze Gray Ivory Light Almond Nickel White			 , RoHS









Switches

Modern low-profilepaddle switches with no screws in sight.  
Note: The single-pole, 3-way and 4-way switch faces are identical.






NAME	PART NUMBER	DESCRIPTION	COLOR/FINISH	RATING	COMPLIANCE
15ASingle-Pole Switch	TM870 TM870BK TM870DBCC10 TM870GCC10 TM870GRY TM870I TM870ISL* TM870LA TM870LASL* TM870NICC10 TM870W TM870WSL*	15ASwitch. Part numbers with an asterisk indicate a model with included locator light.	Brown Black Dark Bronze Graphite Gray Ivory Ivory Light Almond Light Almond Nickel White White	15A, 120V	 , RoHS
 15ASingle-Pole Switch with Microban <sup>®</sup>	TM870WAMCC4	Single-Pole Switch with lasting Microban <sup>®</sup> antimicrobial* protection for a cleaner, more durable device.	White	15A, 120V	 , RoHS
15A3-Way Switch	TM873 TM873BK TM873DBCC10 TM873GCC10 TM873GRY TM873I TM873ISL* TM873LA TM873LASL* TM873NICC10 TM873W TM873WSL*	15ASwitch. Part numbers with an asterisk indicate a model with included locator light.	Brown Black Dark Bronze Graphite Gray Ivory Ivory Light Almond Light Almond Nickel White White	15A, 120V	 , RoHS
 15A3-Way Switch with Microban <sup>®</sup>	TM873WAMCC4	3-WaySwitch with lasting Microban <sup>®</sup> antimicrobial* protection for a cleaner, more durable device.	White	15A, 120V	 , RoHS
15A4-Way Switch	TM874 TM874BK TM874DBCC6 TM874GCC6 TM874I TM874ISL* TM874LA TM874LASL* TM874NICC6 TM874W TM874WSL*	15ASwitch. Part numbers with an asterisk indicate a model with included locator light.  4-wayswitch works with two radiant 3-wayswitches OR one radiant Dimmer and a radiant 3-way switch.	Brown Black Dark Bronze Graphite Ivory Ivory Light Almond Light Almond Nickel White White	15A, 120V	 , RoHS

Combination Switches

Modern low-profilepaddle switches with no screws in sight.  
Note: The single-pole and single-pole/3-waycombination switch faces are identical.

NAME	PART NUMBER	DESCRIPTION	COLOR/FINISH	RATING	COMPLIANCE
	RCD113 RCD113BK RCD113GRY RCD113I RCD113LA RCD113W	Single-pole/3-way. Features a locator light.	Brown Black Gray Ivory Light Almond White	15A, 120/125V	 , RoHS
	RCD11 RCD11BKCC6 RCD11GRY RCD11I RCD11LA RCD11W	Single-pole/3-way. Features a locator light.	Brown Black Gray Ivory Light Almond White	15A, 120/125V	 , RoHS
	RCD33BK RCD33GRY RCD33I RCD33LA RCD33W	Single-pole/3-way. Features a locator light.	Black Gray Ivory Light Almond White	15A, 120/125V	 , RoHS
	RCD38TRBK RCD38GRY RCD38TRI RCD38TRLA RCD38TRW	Single-pole/3-way. Features a locator light.	Black Gray Ivory Light Almond White	15A, 120/125V	 , RoHS


Fan Controls

NAME	PART NUMBER	DESCRIPTION	COLOR/FINISH	RATING	COMPLIANCE
Fan Speed Control De-Hummer, Single-Pole/3-Way	RHDH163PGCCV4 RHDH163PTC RHDH163PBCCCV4	Single-pole/3-way.	Graphite Tri-Color* Bi-Color*	1.6A, 120V	 , RoHS
	RHDH163PW		White	1.6A, 120V	 , RoHS
Fan Speed Control De-Hummer, Single-Pole/3-Way	HDH163PMMW	Single-pole/3-way.	White	1.6A, 120V	 , RoHS
					



Note: Wall plates sold separately.

Wave®Switches


Featuring innovative touchless technology, this switch controls lights with a simple wave. Internal sensor is preset to register motion at approximately 4” from switch, but can be easily adjusted for any distance from 1”to 6.”

NAME	PART NUMBER	DESCRIPTION	COLOR/FINISH	RATING	COMPLIANCE
Wave Switch	RSWV153 RSWV203	Single-pole/3-way.  Features a sleek, full-face sensor in black. Pair with any radiant Wall Plate to fit your taste and décor.	Black	15A, 120/125V, 1/2 Hp 20A, 120/125V,3/4 Hp	 , RoHS

Sensors





NAME	PART NUMBER	DESCRIPTION	COLOR/FINISH	RATING	COMPLIANCE
120VSingle-Pole/3-Way Occupancy Sensor	RRW600FPG RRW600UTC RRW600UBCCCV4	Single-pole/3-way.  Features interchangeable faceplates.	Graphite Tri-Color* Bi-Color*	120V, 600W, 1/6 HP	 , RoHS
120VSingle-Pole Vacancy Sensor	RRW600VTC	Features interchangeable faceplates.	Tri-Color*	120V, 600W, 1/6 HP	 , RoHS

Timers
















NAME	PART NUMBER	DESCRIPTION	COLOR/FINISH	RATING	COMPLIANCE
4-Button Digital Timer	RT2BK RT2DBCCV4 RT2I RT2LA RT2NICCV4 RT2W	Preset time delay options include 10,20, 30 or 60 min. Includes LED indicator light.  Single-pole/3-way.  Must be paired with another Timer Switch in 3-way applications.	Black Dark Bronze Ivory Light Almond Nickel White	120V, 600W, 1/6 HP	 , RoHS




Note: Wall plates sold separately.  
\*Tri-colorincludes: White, Light Almond and Ivory.  
\*Bi-Colorincludes: Nickel & Dark Bronze

Outlets











NAME	PART NUMBER	DESCRIPTION	COLOR/FINISH	RATING		COMPLIANCE
Tamper-Resistant Outlet	885TR 885TRBK 885TRDBCC12 885TRGCC12 885TRGRY 885TRI 885TRLA 885TRNICC12 885TRW	Tamper-resistant outlet featuring patented invisí-shutters for discreet protection.	Brown Black Dark Bronze Graphite Gray Ivory Light Almond Nickel White	15A, 120/125V	5-15R	 , RoHS
	TR26352R TR26352RBK TR26352RDBCC6 TR26352RGCC6 TR26352RGRY TR26352RI TR26352RLA TR26352RNICC6 TR26352RW		Brown Black Dark Bronze Graphite Gray Ivory Light Almond Nickel White	20A, 125V	5-20R	 , RoHS
Weather-Resistant Outlet	885TRWR 885TRWRI 885TRWRLA 885TRWRW	NEC compliant for both tamper-and weather-resistance.	Brown Ivory Light Almond White	15A, 125V	5-15R	 , RoHS
radiant In-Wall Outlet Relocation Kit	IWPE-WH IWPEUSBAC-WH	Extends power from any hard-to-reach outlet to a more convenient location. Available versions include a Tamper-Resistant Out-let or a Tamper-ResistantUSB Type-A/C Outlet.	White	15A	5-15R	 , RoHS

GFCI













NAME	PART NUMBER	DESCRIPTION	COLOR/FINISH	RATING	NEMA CONFIG. NUMBER	COMPLIANCE
	1597NLTTRBKCCD4 1597NLTTRDBCC4 1597NLTTRI 1597NLTTRLA 1597NLTTRNICC4 1597NLTTRW	Provides superior, point-of-use ground-fault protection. Self-tests every three seconds to ensure it is ready to protect. Features built-in night light.	Black Dark Bronze Ivory Light Almond Nickel White	15A, 125V	5-15R	 , RoHS
	2097NLTTRBK 2097NLTTRGRY 2097NLTTRI 2097NLTTRLA 2097NLTTRW		Black Gray Ivory Light Almond White	20A, 125V	5-20R	 , RoHS
	1597SWTTRBKCCD4 1597SWTTRGRY 1597SWTTRICCD4 1597SWTTRLACCD4 1597SWTTRWCCD4	Combination switch and GFCI outlet. Provides superior, point-of-use ground-fault protection. Self-tests every three seconds to ensure it is ready to protect.	Black Gray Ivory Light Almond White	15A, 125V	5-15R	 , RoHS
	1597TR 1597TRBK 1597TRDBCC4 1597TRGCC4 1597TRGRY 1597TRI 1597TRLA 1597TRNICC4 1597TRW	Provides superior, point-of-use ground-fault protection. Self-tests every three seconds to ensure it is ready to protect.	Brown Black Dark Bronze Graphite Gray Ivory Light Almond Nickel White	15A, 125V	5-15R	 , RoHS
	2097TR 2097TRBK 2097TRGRY 2097TRI 2097TRLA 2097TRW 2097TRNI 2097TRDB 2097TRGCC4		Brown Black Gray Ivory Light Almond White Nickel Dark Bronze Graphite	20A, 125V	5-20R	 , RoHS
	1597TRA 1597TRAI 1597TRALA 1597TRAW	Provides superior, point-of-use ground-fault protection. Self-tests every three seconds to ensure it is ready to protect. Features an audible alarm to alert users to trips or failures, perfect for sub-pumps and deep freezers.	Brown Ivory Light Almond White	15A, 125V	5-15R	 , RoHS
	1597TRWR 1597TRWRBK 1597TRWRGRY 1597TRWRI 1597TRWRLA 1597TRWRW	Provides superior, point-of-use ground-fault protection for outdoor use. NEC compliant for weather-resistance. Self-tests every three seconds to ensure it is ready to protect.	Brown Black Gray Ivory Light Almond White	15A, 125V	5-15R	 , RoHS
	1597TRAPLW	For use with large and/or stationary appliances like refrigerators, dishwashers and washing machines, this outlet provides dedicated power and superior ground-fault protection while also limiting the nuisance tripping often caused by variable-speed drives.	White	15A, 125V	5-15R	 , RoHS
	2097TRAPLW		White	20A, 125V	5-20R	 , RoHS

NAME	PART NUMBER	DESCRIPTION	COLOR/FINISH	RATING	NEMA CONFIG. NUMBER	COMPLIANCE
	1597TRSGL 1597TRSGLBK 1597TRSGLGRY 1597TRSGLI 1597TRSGLLA 1597TRSGLW	Provides superior, point-of-use ground-fault protection. Self-tests every three seconds to ensure it is ready to protect. Features built-in night light.	Brown Black Gray Ivory Light Almond White	15A, 125V	5-15R	 , RoHS
	2097TRSGL 2097TRSGLBK 2097TRSGLGRY 2097TRSGLI 2097TRSGLLA 2097TRSGLW		Brown Black Gray Ivory Light Almond White	20A, 125V	5-15R	 , RoHS

Dual-FunctionAFCI/GFCI & AFCI










NAME	PART NUMBER	DESCRIPTION	COLOR/FINISH	RATING	NEMA CONFIG. NUMBER	COMPLIANCE
	AFGF152TR AFGF152TRBK AFGF152TRGRY AFGF152TRI AFGF152TRLA AFGF152TRW	Provides protection against arc-and ground-fault occurrences. Includes individual indicator lights for each fault type.	Brown Black Gray Ivory Light Almond White	15A, 125V	5-15R	 , RoHS
	AFGF202TR AFGF202TRBK AFGF202TRGRY AFGF202TRI AFGF202TRLA AFGF202TRW		Brown Black Gray Ivory Light Almond White	20A, 125V	5-20R	 , RoHS
	AF152TR AF152TRBK AF152TRGRY AF152TRI AF152TRLA AF152TRW	Provides point-of-use arc-fault protection.	Brown Black Gray Ivory Light Almond White	15A, 125V	5-15R	 , RoHS
	AF202TR AF202TRBK AF202TRGRY AF202TRI AF202TRLA AF202TRW		Brown Black Gray Ivory Light Almond White	20A, 125V	5-20R	 , RoHS
	AFGF202DFI AFGF202DFLA AFGF202DFW	Provides protection against arc-fault and ground-fault occurrences.	Ivory Light Almond White	20A, 125V		 , RoHS
	AF202DFI AF202DFLA AF202DFW	Point-of-Use Arc Fault Detection	Ivory Light Almond White	20A, 125V		 , RoHS

USB Charging Solutions






NAME	PART NUMBER	DESCRIPTION	COLOR/FINISH	RATING	NEMA CONFIG. NUMBER	COMPLIANCE
Wireless Charger 	RWC826USBBKCCV2 RWC826USBICCV2 RWC826USBLACCV2 RWC826USBWCCV2	Installs in place of a single-gang outlet to provide Qi wireless charging, as well as a tamper-resistant duplex outlet with USB Type-A port.	Black Ivory Light Almond White	15A, 125V	5-15R	  , RoHS
15ATamper-Resistant USB Type-A/C Outlet 	R26USBACBK R26USBACDBCCV4 R26USBACG R26USBACI R26USBACLA R26USBACNICCV4 R26USBACW	Outlet features built-in ports for both USB Type-A and USB Type-C to fit any device, no adapter needed. Features discreet tamper-resistance through patented invisishutters.	Black Dark Bronze Graphite Ivory Light Almond Nickel White	15A, 120V	3.1Amp	  , RoHS
15ATamper-Resistant USB Type-A/A Outlet 	TM826USBBK TM826USBD8CCV4 TM826USBGCCV4 TM826USBI TM826USBLA TM826USBNICCV4 TM826USBW	Outlet with two built-in USB Type-A ports. Features discreet tamper-resistance through patented invisishutters.	Black Dark Bronze Graphite Ivory Light Almond Nickel White	15A, 120V	3.1Amp	  , RoHS
Quad USB Charger 	TM8USB4BKCC6 TM8USB4ICC6 TM8USB4LACC6 TM8USB4NICCV4 TM8USB4WCC6	Charge more devices simultaneously with four USB Type-A ports in a single device. Features 4.2A of total charging capacity.	Black Ivory Light Almond Nickel White	15A, 125V		  , RoHS

Note: Wall plates sold separately.

Ultra-FastUSB Outlets

NAME	PART NUMBER	DESCRIPTION	COLOR/FINISH	RATING	NEMA CONFIG. NUMBER	COMPLIANCE
 15ATamper-Resistant Ultra-Fast USB Type-A/C Outlet	R26USBAC6BK R26USBAC6DBCCV4 R26USBAC6G R26USBAC6I R26USBAC6LA R26USBAC6NICCV4 R26USBAC6W	USB Outlet with industry-leading speed to charge devices up to 40% faster. Includes ports for USB Type-A and Type-C to fit any device, no adapter needed.	Black Dark Bronze Graphite Ivory Light Almond Nickel White	6A	5-15R	  , RoHS
 15ATamper-Resistant Ultra-Fast USB Type-C/C Outlet	R26USBC6BK R26USBC6DBCCV4 R26USBC6G R26USBC6I R26USBC6LA R26USBC6NICCV4 R26USBC6W	USB Outlet with industry-leading speed to charge devices up to 40% faster. Features two built-in USB Type-C ports for future-proof charging of the latest and upcoming devices.	Black Dark Bronze Graphite Ivory Light Almond Nickel White	6A	5-15R	  , RoHS
 Outdoor Ultra-Fast USB Type-A/C Outlet	WRR26USBAC6BK WRR26USBAC6I WRR26USBAC6LA WRR26USBAC6W	Bring USB charging outdoors to decks, patios and porches. The outlet is UL listed to UL498 for weather resistance and must be installed in a weatherproof enclosure per NEC requirements.	Black Ivory Light Almond White	6A, 125V	5-15R	  , RoHS
















Ultra-FastPLUS Power Delivery

NAME	PART NUMBER	DESCRIPTION	COLOR/FINISH	RATING	NEMA CONFIG. NUMBER	COMPLIANCE
 Tamper-Resistant Ultra-Fast PLUS Power Delivery USB Type-C/C Outlet	R26USBPDBK R26USBPD R26USBPDD8CC6 R26USBPDGCC6 R26USBPDGRY R26USBPDI R26USBPDLA R26USBPDNICCV4 R26USBPDW  TR20USBPDBK TR20USBPD TR20USBPDD8 TR20USBPDG TR20USBPDGRY TR20USBPDI TR20USBPDLA TR20USBPDNI TR20USBPDW	Charges devices up to 2X faster by combining our ultra-fast speed with advanced Power Delivery* technology. Includes two future-proof USB Type-C ports.  30W power negotiation for the most optimal charge for devices.	Black Brown Dark Bronze Graphite Gray Ivory Light Almond Nickel White  Black Brown Dark Bronze Graphite Gray Ivory Light Almond Nickel White	6A, 15A, 125V,   6A, 20A, 125V, 	5-15R  5-15R	  , RoHS









Note: Wall plates sold separately.

\*Power Delivery enables connected devices to receive the precise amount of power needed for safely maximized charging speeds.

GFCI USB

NAME	PART NUMBER	DESCRIPTION	COLOR/FINISH	RATING	NEMA CONFIG. NUMBER	COMPLIANCE
 Tamper-Resistant Self-Test GFCI USB Type-A/A Outlet	1597TRUSBAABK 1597TRUSBAADBC4 1597TRUSBAAGC4 1597TRUSBAAGRY 1597TRUSBAAI 1597TRUSBAALA 1597TRUSBAANIC4 1597TRUSBAAW	The first-ever GFCI Outlet with built-in USB charging, offering superior ground-fault protection and modern convenience in a single solution. Includes two USB Type-A ports.	Black Dark Bronze Graphite Gray Ivory Light Almond Nickel White	15A, 125V	5-15R	 , RoHS
	2097TRUSBAABK 2097TRUSBAA 2097TRUSBAAGRY 2097TRUSBAAI 2097TRUSBAALA 2097TRUSBAAW		Black Brown Gray Ivory Light Almond White	20A, 125V	5-20R	 , RoHS
 Tamper-Resistant Self-Test GFCI USB Type-A/C Outlet	1597TRUSBACBK 1597TRUSBAC 1597TRUSBACDBC4 1597TRUSBACGC4 1597TRUSBACGRY 1597TRUSBACI 1597TRUSBACLA 1597TRUSBACNIC4 1597TRUSBACW	The first-ever GFCI Outlet with built-in USB charging, offering superior ground-fault protection and modern convenience in a single solution. Includes USB Type-A and USB Type-C ports to charge any and all your devices, no adapter necessary.	Black Brown Dark Bronze Graphite Gray Ivory Light Almond Nickel White	15A, 125V	5-15R	 , RoHS
	2097TRUSBACBK 2097TRUSBAC 2097TRUSBACDBC4 2097TRUSBACGC4 2097TRUSBACGRY 2097TRUSBACI 2097TRUSBACLA 2097TRUSBACNIC4 2097TRUSBACW		Black Brown Dark Bronze Graphite Gray Ivory Light Almond Nickel White	20A, 125V	5-20R	 , RoHS
 Outdoor Self-Test GFCI USB Type-A/C Outlet	1597TRWRUSBACBK 1597TRWRUSBACGRY 1597TRWRUSBACI 1597TRWRUSBACLA 1597TRWRUSBACW	Engineered for outdoor use, this version of our first-of-its-kind GFCI USB Outlet also features weather-resistance to bring superior ground-fault protection and modern convenience to patios, pool areas and more -- all in a single solution. Includes USB Type-A and USB Type-C ports to charge any and all your devices, no adapter necessary.	Black Gray Ivory Light Almond White	15A, 125V	5-15R	 , RoHS
	2097TRWRUSBACBK 2097TRWRUSBACGRY 2097TRWRUSBACI 2097TRWRUSBACLA 2097TRWRUSBACW		Black Gray Ivory Light Almond White	20A, 125V	5-20R	 , RoHS
 Tamper-Resistant Self-Test GFCI USB Type-C/C Outlet	1597TRUSBCCI 1597TRUSBCCLA 1597TRUSBCCW	The first-ever GFCI Outlet with built-in USB charging, offering superior ground-fault protection and modern convenience in a single solution. Includes two future-proof USB Type-C ports to accommodate the latest and upcoming devices.	Ivory Light Almond White	15A, 125V	5-15R	 , RoHS
	2097TRUSBCCW		White	20A, 125V	5-20R	 , RoHS
 Outdoor Self-Test GFCI USB Type-C/C Outlet	1597TRWRUSBCCBK 1597TRWRUSBCCW	Engineered for outdoor use, this version of our first-of-its-kind GFCI USB Outlet also features weather-resistance to bring superior ground-fault protection and modern convenience to patios, pool areas and more -- all in a single solution. Includes two future-proof USB Type-C ports to accommodate the latest and upcoming devices.	Black White	15A, 125V	5-15R	 , RoHS
	2097TRWRUSBCCBK 2097TRWRUSBCCW		Black White	20A, 125V	5-20R	 , RoHS



Night Lights

NAME	PART NUMBER	DESCRIPTION	COLOR/FINISH	RATING	NEMA CONFIG. NUMBER	COMPLIANCE
 Night Light with Two 15A Tamper-Resistant Outlets	NTL885TRBKCC6 NTL885TRICC6 NTL885TRLACC6 NTL885TRNICC6 NTL885TRW	Five Adjustable Light Settings	Black Ivory Light Almond Nickel White	15A, 120/125V	5-15R	 , RoHS
 Night Light With Single-Pole, 3-Way Switch	NTL873BKCC6 NTL873ICC6 NTL873LACC6 NTL873NICC6 NTL873WCC6	Five Adjustable Light Settings	Black Ivory Light Almond Nickel White	15A, 120/125V		 , RoHS
 Full Night Light with Adjustable Light Levels	NTLFULLTC NTLFULLW	Five Adjustable Light Settings  An optional louver is included for added light-level control	Tri-Color* White	120/125V		 , RoHS
 Horizontal Step Light	NTLHORZTCCC6 NTLHORZWCC6	Five Adjustable Light Settings	Tri-Color* White	120/125V		 , RoHS

## radiant with Netatmo

Control lights and power, from anywhere, with the ultra-reliable smart lighting solution optimized for whole-home use. Build a system in three easy steps: 1) select a Gateway; 2) select wired or plug-in devices; and 3) select wireless add-on devices. Works with Amazon Alexa, Google Home and Apple HomeKit. Compatible with adorne with Netatmo.

STEP 1

NAME	PARTNUMBER	DESCRIPTION	COLOR/FINISH	RATING	COMPATIBLE LOADS	COMPLIANCE
Smart Gateway with Netatmo 	WNRH1WH WNRH1LA WNRH1NI	Creates a robust and dedicated network as the foundation of the Netatmo smart lighting solution.	White Light Almond Nickel			 , RoHS
Smart Surface-Mount Gateway with Netatmo 	WNRH2WH WNRH2LA WNRH2NI	Creates a robust and dedicated network as the foundation of the Netatmo smart lighting solution. Installs beside an outlet or switch in a single-gang electrical box.  Ideal for remodels.	White Light Almond Nickel			 , RoHS
Smart Switch with Netatmo 	WNRL10WH WNRL10LA WNRL10NI	Controls lights from anywhere. Gateway required.	White Light Almond Nickel	15A, 120V		 , RoHS
Smart Tru-Universal Dimmer with Netatmo 	WNRL50WH WNRL50LA WNRL50NI	Controls lights from anywhere. Gateway required.  Self-calibrates to work with virtually any 120V dimmable bulb or fixture (excludes 0-10V).	White Light Almond Nickel	15A, 120V	Incandescent, Halogen & ELV: 700W, MLV: 500VA, LED/CFL: 450W FWD/250W REV (not compatible with 0-10VLED drivers), EFL: 5.5A	 , RoHS
Smart Outlet with Netatmo 	WNRR15WH WNRR15LA WNRR15NI  WNRR20WH WNRR20LA WNRR20NI	Control power from anywhere. Two methods of install: 1. Wire for one outlet always on, one controlled; 2. Wire for downstream control of all outlets. Pair with a Wireless Smart Switch for on-wall control. Gateway required.	White Light Almond Nickel  White Light Almond Nickel	15A, 125V, TR  20A, 125V, TR	5-15R  5-20R	 , RoHS
Smart Plug-In Switch with Netatmo 	WNP10	Plugs into an existing outlet to provide smart control of lamps or small appliances. Gateway required.	White			 , RoHS
Smart Plug-In Tru-Universal Dimmer with Netatmo 	WNP20	Plugs into an existing outlet to provide smart dimming control. Gateway required.  Self-calibrates to work with virtually any 120V dimmable bulb or fixture (excludes 0-10V).	White		Incandescent, Halogen & ELV: 700W, MLV: 500VA, LED/CFL: 450W FWD/250W REV (not compatible with 0-10VLED drivers), EFL: 5.5A	 , RoHS

STEP 3










NAME	PART NUMBER	DESCRIPTION	COLOR/FINISH	RATING	COMPLIANCE
Wireless Smart Switch with Netatmo 	WNRL23WH WNRL23LA WNRL23NI	<b>For easy 3-way control.</b> Mounts to any wall or surface, no wiring required. Battery-operated (battery included). Must be paired with a wired (or plug-in) Smart Switch or Outlet with Netatmo. Can also be used as a master switch to control multiple wired Smart Switches with Netatmo.	White Light Almond Nickel		 , RoHS
Wireless Smart Dimmer with Netatmo 	WNRL63WH WNRL63LA WNRL63NI	<b>For easy 3-way control.</b> Mounts to any wall or surface, no wiring required. Battery-operated (battery included). Must be paired with a wired (or plug-in) Smart Tru-Universal Dimmer with Netatmo. Can also be used as a master dimmer to control multiple wired Smart Tru-Universal Dimmers with Netatmo.	White Light Almond Nickel		 , RoHS
Wireless Smart Scene Controller with Netatmo 	WNRCB40WH WNRCB40LA WNRCB40NI	Controls 4 customizable lighting scenes with a single touch. Add to any wall or surface, no wiring required. Battery-operated. Battery included. Gateway required. For use in conjunction with Smart Switches, Dimmers and/or Outlets with Netatmo. Note: Maximum of 8 scenes per system, including Home/Away and Wake/Sleep.	White Light Almond Nickel		 , RoHS
Home/Away Wireless Smart Switch with Netatmo 	WNRL33WH WNRL33LA WNRL33NI	Controls 2 scenes of multiple lights. Turn the lights on (or off), simultaneously, with just a single tap. Add to any wall or surface, no wiring required. Battery-operated. Battery included. Gateway required. For use in conjunction with Smart Switches, Dimmers and/or Outlets with Netatmo. Note: Maximum of 8 scenes per system, including Home/Away and Wake/Sleep.	White Light Almond Nickel		 , RoHS
Wake/Sleep Wireless Smart Switch with Netatmo 	WNRL43WH WNRL43LA WNRL43NI	Controls 2 scenes of multiple lights. Turn the lights on (or off), simultaneously, with just a single tap. Add to any wall or surface, no wiring required. Battery-operated. Battery included. Gateway required. For use in conjunction with Smart Switches, Dimmers and/or Outlets with Netatmo. Note: Maximum of 8 scenes per system, including Home/Away and Wake/Sleep.	White Light Almond Nickel		 , RoHS
4-Scene Pocket Remote Control with Netatmo 	067695	Control up to four full lighting scenes with a touch with this portable smart remote and key fob. Gateway required. For use in conjunction with Smart Switches, Dimmers and/or Outlets with Netatmo. Note: Maximum of 8 scenes per system, including Home/Away and Wake/Sleep.	Black		
Wireless Motion Sensor with Netatmo 	064875	Automatically turns lights on/off when motion is detected/absent for added safety and efficiency. Gateway required. For use in conjunction with Smart Switches, Dimmers and/or Outlets with Netatmo.	White		

Note: Wall plates included with all radiant with Netatmo products.

## radiant with Netatmo – Smart Kits

Control lights and power, from anywhere, with the ultra-reliable smart lighting solution optimized for whole-home use. Get started building a system with one of these ready kits, then select additional select wired, plug-inand/or wireless add-on devices as desired.







Works with Amazon Alexa,Google Home and Apple HomeKit. Compatible with adorne with Netatmo.

NAME	PART NUMBER	DESCRIPTION	COLOR/FINISH	RATING	COMPLIANCE
Smart Switch Starter Kit with Netatmo 	WNRH10KITWH WNRH10KITLA WNRH10KITNI	Kit includes (1) Smart Switch with Netatmo, (1) Smart Surface-Mount Gateway with Netatmo, (1) Home/Away Wireless Smart Switch with Netatmo	White Light Almond Nickel	15A, 120V	 , RoHS
Smart Outlet Starter Kit with Netatmo 	WNRH15KITWH WNRH15KITLA WNRH15KITNI	Kit includes (1) Smart 15AOutlet with Netatmo, (1) Smart Surface-Mount Gateway with Netatmo, (1) Home/Away Wireless Smart Switch with Netatmo	White Light Almond Nickel	15A, 120V	 , RoHS
Smart Switch Gateway Kit with Netatmo 	WNRKH10WH	Kit includes (1)Smart Switch with Netatmo and (1) Smart Surface-Mount Gateway with Netatmo	White	15A, 120V	 , RoHS
Smart 3-WayDimmer Gateway Kit with Netatmo 	WNRKH53WH	Kit includes (1) Smart Tru-Universal Dimmer with Netatmo, (1)Smart Surface-Mount Gateway with Netatmo, (1)Wireless Smart Dimmer with Netatmo	White	15A, 120V	 , RoHS
Smart 3-WayDimmer Gateway Kit with Netatmo, 2-Pack 	WNRKH532WH	Kit includes (1)Smart Surface-Mount Gateway with Netatmo, (2) Smart Tru-UniversalDimmers with Netatmo, (2) Wireless Smart Dimmers with Netatmo	White	15A, 120V	 , RoHS

## radiant with Netatmo – Easy Kits

Using the Wireless Switch or Dimmerwith Netatmo, these kits allow users to easily add control of a light from a second location, or add on-wall control of an outlet, without cutting or wiring. Perfect for rooms or areas not currently wired for 3-waycontrol or in rooms without overhead lighting.

**Note:** These kits do not include a Smart Gateway. Want to add app control of these devices? Add a Smart Gateway with Netatmo for smart app control and additional features.

NAME	PART NUMBER	DESCRIPTION	COLOR/FINISH	RATING	COMPATIBLE LOADS / NEMA	COMPLIANCE
Easy 3-Way Switch Kit 	WNREZK10WH	This kit uses a wireless switch to easily add control of a light or fixture from a second location, even in rooms or locations currently without 3-way wiring.  Kit includes a Switch (wired) and a battery operatedWireless Switch that mounts with adhesive to any wall or surface (battery and adhesive included).	White	15A, 120V		 , RoHS
Easy 3-Way Dimmer Kit 	WNREZK50WH	This kit uses a wireless dimmertoeasily add light level control of a light or fixture from a second location, even in rooms or locations currently without 3-waywiring.  Kit includes a Tru-Universal Dimmer (wired) and a battery operatedWireless Dimmer that mounts with adhesive to any wall or surface (battery and adhesive included).	White	120V, 450W LED/CFL; 700W INC./HAL; 500VA MLV; 700W ELV; 5.5A EFL	Incandescent, Halogen & ELV: 700W MLV: 500VA LED/CFL: 450W EFL: 5.5A	 , RoHS
Easy Switched Outlet Kit 	WNREZK15WH	This kit uses a wireless switch to easily add on-wall control of an outlet, then simply flip the switch to control a plugged-inlamp or small appliance.  Kit includes a 15AOutlet (wired) and a battery operatedWireless Switch that mounts with adhesive to any wall or surface (battery and adhesive included).	White	15A	5-15R	 , RoHS



### WANT APP CONTROL?

Thanks to the “with Netatmo” platform,these devices are equipped for enhanced functionality.

Simply add a Smart Gateway with Netatmo and use the Legrand Home + Away app to control your lights from anywhere (and much more).

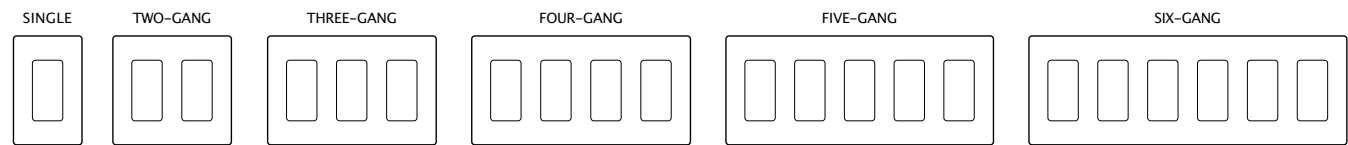
Screwless Wall Plates

How to build a better wall plate? Try clean lines and a satin finish, all without a screw in sight.

NAME	GANGS	PART NUMBER	NAME	GANGS	PART NUMBER
Black	1-Gang 2-Gang 3-Gang 4-Gang 5-Gang 6-Gang	RWP26BK RWP262BK RWP263BK RWP264BK RWP265BK RWP266BK	Ivory	1-Gang 2-Gang 3-Gang 4-Gang 5-Gang 6-Gang	RWP26I RWP262I RWP263I RWP264I RWP265I RWP266I
Brown	1-Gang 2-Gang 3-Gang 4-Gang 5-Gang 6-Gang	RWP26 RWP262 RWP263 RWP264 RWP265 RWP266	Light Almond	1-Gang 2-Gang 3-Gang 4-Gang 5-Gang 6-Gang	RWP26LA RWP262LA RWP263LA RWP264LA RWP265LA RWP266LA
Gray	1-Gang 2-Gang 3-Gang 4-Gang 5-Gang 6-Gang	RWP26GRY RWP262GRY RWP263GRY RWP264GRY RWP265GRY RWP266GRY	White	1-Gang 2-Gang 3-Gang 4-Gang 5-Gang 6-Gang	RWP26W RWP262W RWP263W RWP264W RWP265W RWP266W

Metallic Screwless Wall Plates

NAME	GANGS	PART NUMBER	NAME	GANGS	PART NUMBER
Dark Bronze	1-Gang 2-Gang 3-Gang 4-Gang 5-Gang 6-Gang	RWP26DBCC6 RWP262DBCC6 RWP263DBCC6 RWP264DB RWP265DB RWP266DB	Nickel	1-Gang 2-Gang 3-Gang 4-Gang 5-Gang 6-Gang	RWP26NICC6 RWP262NICC6 RWP263NICC6 RWP264NI RWP265NI RWP266NI
Graphite	1-Gang 2-Gang 3-Gang 4-Gang 5-Gang 6-Gang	RWP26GCC6 RWP262GCC6 RWP263GCC6 RWP264CC6 RWP265G RWP266G			



Screwless Wall Plates with Microban®

Classic radiant style made cleaner and more durable through lasting Microban®antimicrobial\* protection.

NAME	GANGS	PART NUMBER
White with Microban	1-Gang 2-Gang 3-Gang 4-Gang	RWP26WAMCC6 RWP262WAMCC6 RWP263WAMCC6 RWP264WAMCC6

Improving  
Lives



**Electrical Wiring Systems**  
60 Woodlawn Street  
West Hartford, CT  
061101.877.BY.LEGRAND (295.3472)  
[www.legrand.us](http://www.legrand.us)